

## Powerware® 5115 UPS

### Features

- ▶ Advanced Battery Management (ABM™) doubles battery service life
- ▶ Pure sine wave output delivers smooth, continuous power
- ▶ Buck and Boost voltage regulation corrects incoming voltage fluctuations
- ▶ Enhanced battery recharge time quickly prepares UPS for the next power outage
- ▶ Network Transient Protector isolates equipment from “back door” power surges traveling through network and phone lines
- ▶ Hot-swappable batteries simplify service and extend service life of UPS
- ▶ Bundled with power management software to ensure data integrity
- ▶ Warranty (U.S. and Canada)
  - 2-Year Limited Warranty
  - 10-Year Pro-Rated Warranty
  - \$25,000 Load Protection Guarantee



### Product Snapshot

<b>Power Rating:</b>	500-1400 VA
<b>Input/Output Voltage:</b>	110/120 Vac; 220/230/240 Vac
<b>Frequency:</b>	50/60 Hz (auto-sensing)
<b>Configuration:</b>	Tower

Powerware proudly introduces the Powerware 5115 as the latest addition to its line of Series 5 uninterruptible power systems (UPSs). The cost-effective Powerware 5115 is designed to protect PCs, workstations, SOHO equipment, small internetworking devices, and other electrical equipment from power disturbances.

To prolong battery service life, the Powerware 5115 incorporates Advanced Battery Management (ABM®), which doubles battery service life, optimizes recharge time for quick recovery after power outages, and provides advanced warning of the end of useful battery life. In addition, the Powerware 5115 corrects incoming voltage fluctuations so that they do not affect the performance of the connected equipment.

Unlike most other competitive UPSs in its class which use a simulated sine wave, the Powerware 5115 provides pure sine wave output during battery operation.

As a result, the connected load continues to receive quality electrical wave form and operates smoothly even during power outages.

To preserve data integrity, the Powerware 5115 is bundled with the new Software Suite CD containing power management software, which feature extensive control and monitoring capabilities. Backed by superior performance, the Powerware 5115 is designed to keep your applications up and running—without interruption!

# Technical Specifications<sup>1</sup>

## ELECTRICAL INPUT

<b>Voltage</b>	120 and 230 Vac nominal; see Model Selection Guide for user-selectable voltages
<b>Online Voltage Range</b>	±20% of nominal voltage at full load
<b>Nominal Input Frequency</b>	45-65 Hz, 50/60 Hz, auto-sensing
<b>Input Protection</b>	120V models: Resettable circuit breaker 230V models: AC source overcurrent protection device (required)
<b>Connection</b>	See Rear Panels below

## ELECTRICAL OUTPUT

<b>Power Levels</b>	500-1400 VA
<b>Online Regulation</b>	-10%, +6% of nominal voltage
<b>On Battery Voltage Regulation</b>	±5% of nominal voltage; -10% after low battery warning
<b>On Battery Frequency Regulation</b>	±0.1 Hz of nominal frequency
<b>Voltage Wave Shape</b>	Sine wave (during normal and battery operation)
<b>Connections</b>	See Rear Panels below
<b>Interconnecting Cords (230V models)</b>	2 ea. IEC-320, 10A

## INDICATORS AND CONTROLS

<b>Front Panel LEDs</b>	Power on, on battery, overload, and battery fault
<b>Front Panel Buttons</b>	On/Off and alarm silence/self-test
<b>Communications Port</b>	DB9 female (UPS ships with communications cable); USB Interface Adapter is optional
<b>Power Factor</b>	500 VA: 0.64; 750/1000 VA: 0.67; 1400 VA: 0.68

## BATTERY

<b>Battery Type</b>	Sealed, maintenance-free lead-acid; starved electrolyte
<b>Battery Description</b>	500 VA: (1) 12V, 9 Ah 750 VA: (2) 12V, 7.2 Ah 1000 VA: (2) 12V, 9 Ah 1400 VA: (3) 12V, 9 Ah
<b>Battery Recharge</b>	< 3 hours to 90% capacity
<b>Battery Runtime</b>	5 minutes minimum; See Battery Runtimes table
<b>Start-On-Battery</b>	Startup with UPS batteries in absence of utility power

## GENERAL

<b>Topology</b>	Line-interactive
<b>Dimensions and Weight</b>	See Model Selection Guide
<b>Network Transient Protector</b>	In and out RJ11 jack for telephone/modem protection (120V models only) or RJ45 for 10Base-T network cable; UL497A tested

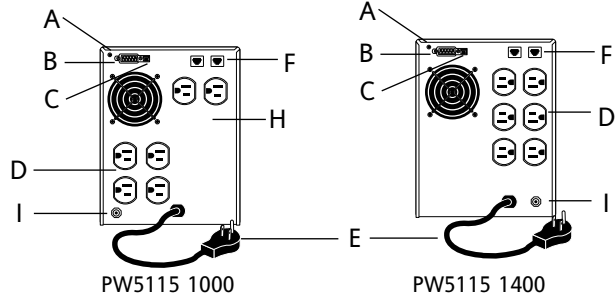
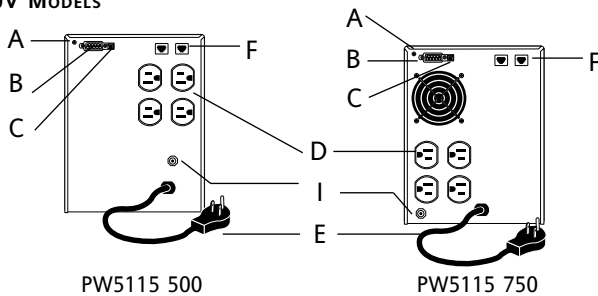
## ENVIRONMENTAL AND SAFETY

<b>Safety Markings</b>	UL, cUL, and CSA; 230V models also CE and TUV
<b>Safety Conformance</b>	UL 1778, CAN/CSA C22.2, No. 107.1; 230V models also EN 50091-1-1 and IEC 60950
<b>EMC Markings</b>	FCC Class B; 230V models also CE (EN50091-2) and C-Tick
<b>Surge Suppression</b>	ANSI C62.41 Category A (formerly IEEE 587)
<b>Immunity</b>	IEC 801-2, -3, -4
<b>Operating Temperature</b>	0 to 40°C (32 to 104°F); UL tested 25° (77° F)
<b>Transit/Storage Temperature</b>	-15 to 55°C (5 to 131°F)
<b>Audible Noise</b>	<45 dBA, typical
<b>Relative Humidity</b>	5-95% non-condensing

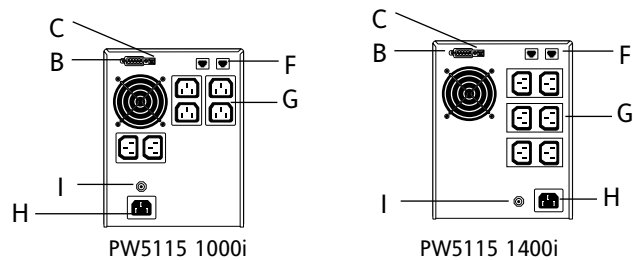
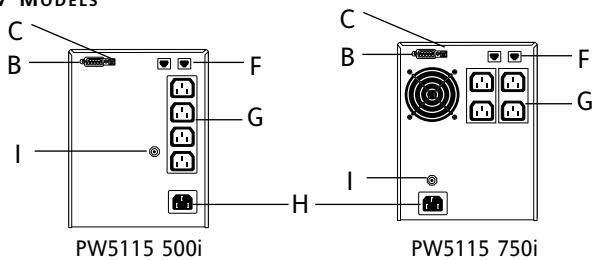
1. Due to continuing product improvement programs, specifications are subject to change without notice.

## REAR PANELS

### 120V MODELS



### 230V MODELS



- A. Site Wiring Fault Indicator
- B. Communications Port
- C. DIP Switches

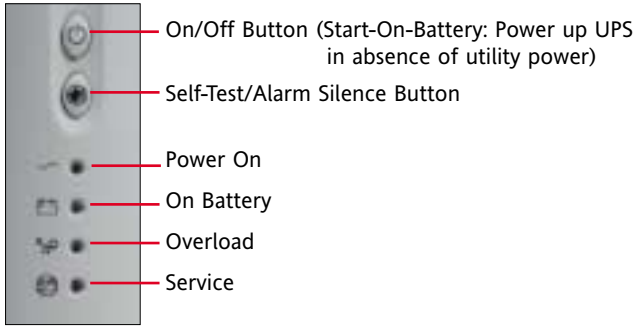
- D. 5-15 Receptacles
- E. 5-15 Plug (90° angle)
- F. Network Transient Protector

- G. 10A, IEC-320 Receptacles
- H. 10A, IEC-320 Input Connector
- I. Input Overcurrent Protector

# Powerware 5115 Features

## Informative and User-Friendly Interface

The front panel of the Powerware 5115 indicates the UPS status and identifies potential power problems.



## Hot-Swappable Batteries

You can hot-swap the batteries without powering down the connected load. This makes it possible to extend the service life of your UPS without returning the unit for service.



## Network Transient Protector

The Network Transient Protector isolates your modem, fax machine, or other electronic equipment from "back door" power surges. One in and out jack for a telephone/modem line (120V models only) or an RJ45 for 10Base-T network cable is located on the rear panel.

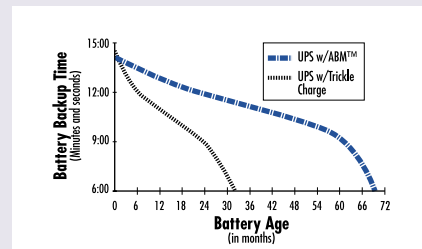


## 90° Angle Plug (120 Vac models)

The input plug on 120 Vac models fits flush against the wall to save space.

## Advanced Battery Management (ABM™) Technology Doubles Battery Service Life

The lead-acid batteries typically used in a UPS are considered viable as long as they can maintain backup times of at least half that of new batteries. The illustration below shows that batteries that are constantly trickle charged (as are virtually all other UPS batteries on the market today) reach the end of their useful life in less than half the time of batteries charged using ABM. ABM uses a three-stage charging technique that not only doubles battery service life, but also optimizes battery recharge time and provides advanced notification of the end of useful battery life.



Data based upon tests performed by an independent battery manufacturer

## Powerware 5115 Model Selection Guide

MODEL NUMBER	POWER OUT (VA/WATTS)	INPUT CONNECTION	OUTPUT CONNECTIONS	DIMENSIONS (HxWxD, IN./MM)	UNIT WEIGHT (LB/KG)
<b>120 Vac<sup>1</sup>; 50/60 Hz auto-sensing</b>					
PW5115 500	500/320	5-15P	(4) 5-15R	7.6 x 5.9 x 10.6/193 x 150 x 270	17.2/7.8
PW5115 750	750/500	5-15P	(4) 5-15R	7.6 x 5.9 x 13.2/193 x 150 x 335	27.3/12.4
PW5115 1000	1000/670	5-15P	(6) 5-15R	7.6 x 5.9 x 13.2/193 x 150 x 335	27.8/12.6
PW5115 1400	1400/950	5-15P	(6) 5-15R	7.6 x 5.9 x 15.4/193 x 150 x 390	37.0/16.8
<b>230 Vac<sup>2</sup>; 50/60 Hz auto-sensing</b>					
PW5115 500i	500/320	IEC-320, 10A	(4) IEC-320	7.6 x 5.9 x 10.6/193 x 150 x 270	17.2/7.8
PW5115 750i	750/500	IEC-320, 10A	(4) IEC-320	7.6 x 5.9 x 13.2/193 x 150 x 335	27.3/12.4
PW5115 1000i	1000/670	IEC-320, 10A	(6) IEC-320	7.6 x 5.9 x 13.2/193 x 150 x 335	27.8/12.6
PW5115 1400i	1400/950	IEC-320, 10A	(6) IEC-320	7.6 x 5.9 x 15.4/193 x 150 x 390	37.0/16.8

1. Also user-selectable for 110V via rear panel DIP switches. 2. 230V default; also user-selectable for 220 and 240V via rear panel DIP switches.

### Battery Run times (In Minutes)

Load	PW5115 500(i)	PW5115 750(i)	PW5115 1000(i)	PW5115 1400(i)
200 VA/128W	17	38	41	58
300 VA/192W	11	27	28	41
500 VA/320W	5	14	15	28
600 VA/402W		9	10	19
750 VA/503W		6	8	14
900 VA/603W			6	10
1000 VA/670W			5	8
1200 VA/804W				6
1400 VA/938W				5

This guide provides typical application information. Battery run times are approximate and may vary with equipment, configuration, disk access, battery age, temperature, etc.

### Powerware Software Suite

The industry's most comprehensive software bundle, The Powerware Software Suite CD, is free and included with every Powerware 5115 UPS.

Software Wizard guides you through software selection and installation. In addition to multimedia demonstrations, product data sheets, and video clips, the Software Suite contains the following power management software:

- ▶ LanSafe III & CheckUPS Network UPS shutdown software
- ▶ OnliNet™ SNMP-based network UPS shutdown and monitoring software
- ▶ PowerVision® (30-day trial version) UPS performance analysis and monitoring software
- ▶ Foreseer® (demonstration) facility and data center management software

